


# How to Clean

## BATHROOM WALL TILES




### CLEAR

- Stash all removable objects (eg. suction hooks, toothbrush holders, electrical appliance) away or into a basket, leaving a clear wall that you can wipe easily.



### DUST

- Make sure that the surface is dry.
- Dust the area with a duster or microfiber cloth.
- Do not miss out the corners and edges!




### WET CLEAN

With a sponge or rag, wipe the wall surface with a cleaning solution. You can either use a **self-made cleaning solution**\* or store bought one. Start from the top and wipe the walls horizontally, then repeat but in a vertical motion.



### DEEP CLEAN

For stubborn stains, mix a paste of 4 parts baking soda + 1 part water. Apply paste on stains and let it sit. Use a brush and scrub the stains, followed by spraying distilled vinegar.



### AIR

There is no need to rinse off your cleaning solution unless any of **these situations apply to you**\*. Lastly, always remember to dry your walls completely using a rag, and ventilate the area!



**\*Learn More @**  
[meide.sg/wall-and-tiles-cleaning](https://meide.sg/wall-and-tiles-cleaning)